

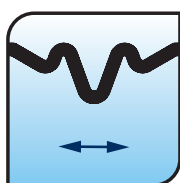
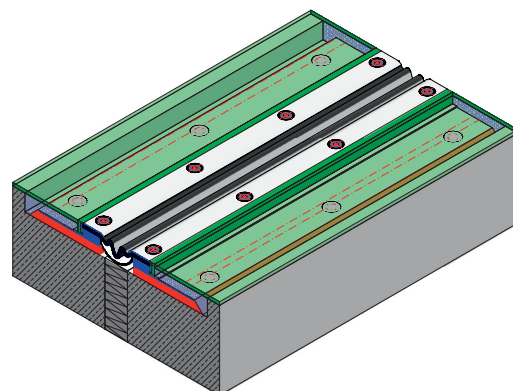
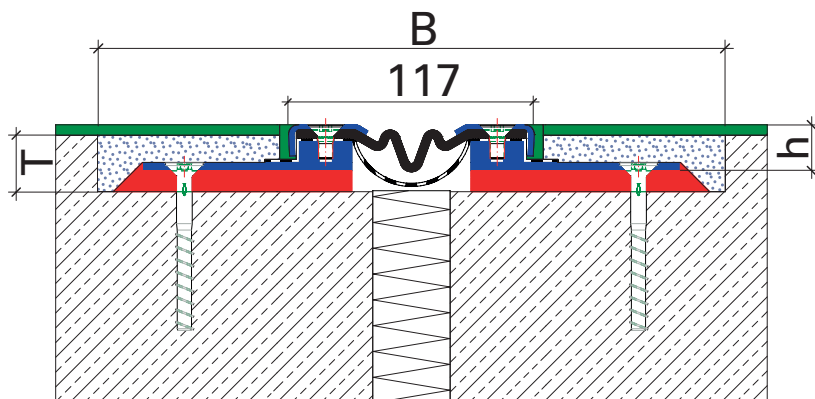


Besonderheiten

geringe Einbauhöhe

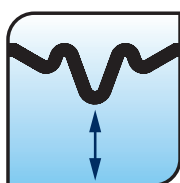


WFP 117



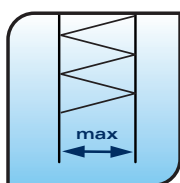
Dehnweg

60 mm
(25-+35 mm)



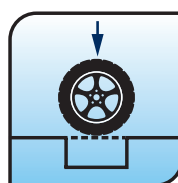
Dehnweg

30 mm
(±15 mm)



Fugenbreite

80 mm



Belastung

B125 - D400
FL3

Profil	Profilhöhe (h)	Aussparung (B)	Aussparung (T)
WFP 117-20	20 mm	280 mm	30 mm
WFP 117-35	35 mm	280 mm	45 mm
WFP 117-50	50 mm	280 mm	60 mm
WFP 117-60	60 mm	280 mm	70 mm
WFP 117-90	90 mm	280 mm	100 mm

Allgemeine Informationen zum Produkt finden sie auf Seite 1

Technische Anpassungen vorbehalten